
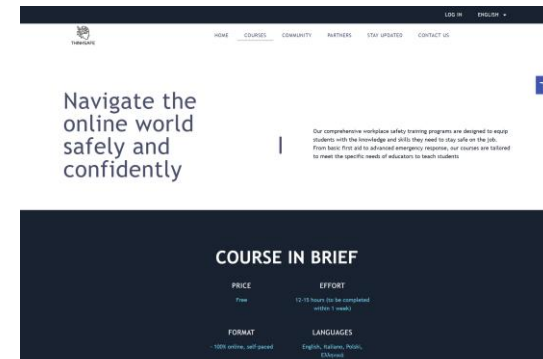
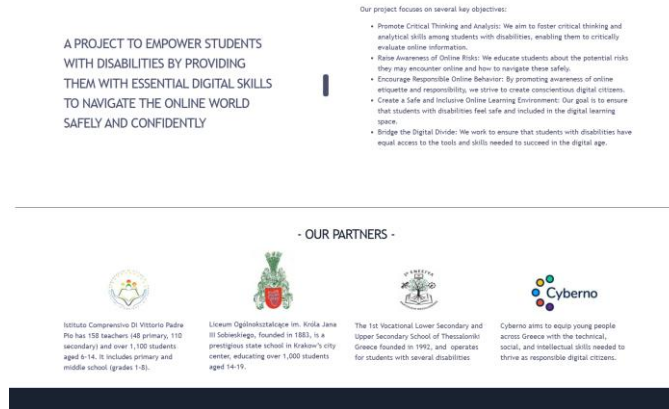
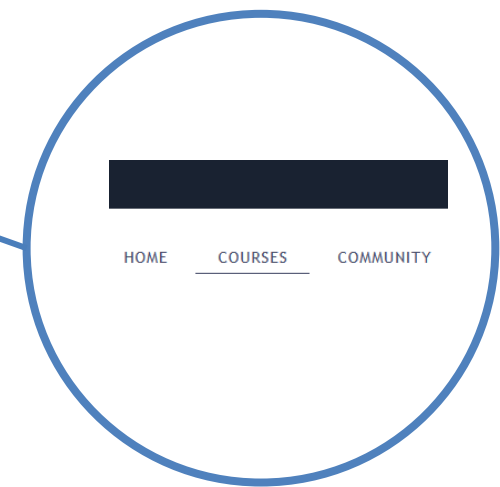
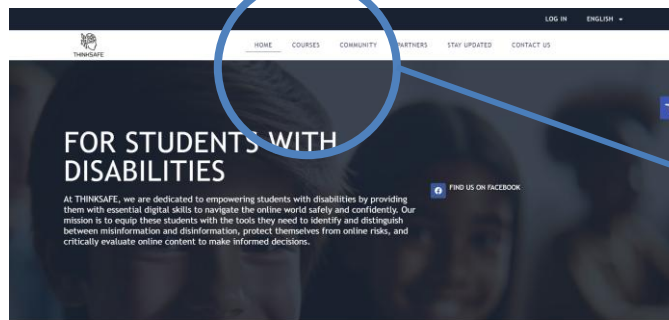
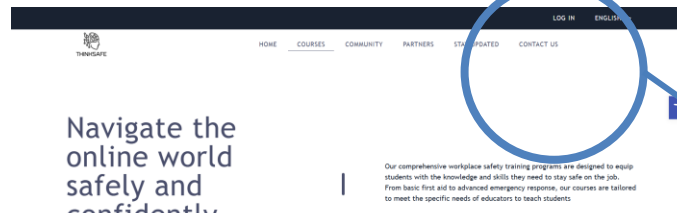


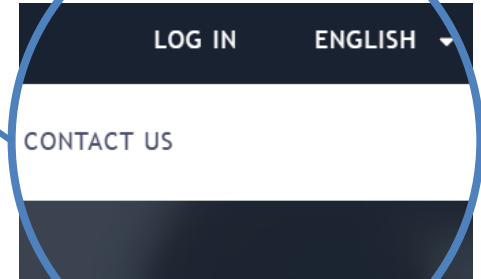
1 NAVIGARE SITO WEB



2 CREARE UN ACCOUNT



Navigate the online world safely and confidently



Informazioni di navigazione:
"Navigate nella sezione "Corsi" ed effettuate il Login sul sito web."



MODULE 1: UNDERSTANDING DIGITAL MIS-INFORMATION AND DIS-INFORMATION



MODULE 4: IDENTIFYING DIGITAL MISINFORMATION AND DISINFORMATION



MODULE 5: BUILDING RESILIENCE TO DIGITAL MISINFORMATION AND DISINFORMATION



MODULE 6: DIGITAL STORYTELLING




MODULE 7: SMART TIPS FOR NAVIGATING MISINFORMATION IN THE DIGITAL AGE



Username or Email Address

Password

Remember Me [Forgot Password?](#)

I'm not a robot  [reCAPTCHA Privacy - Terms](#)

LOG IN [Register Now](#)

3 TROVA CORSI

LOG IN ENGLISH

HOME COURSES COMMUNITY PARTNERS STAY UPDATED CONTACT US

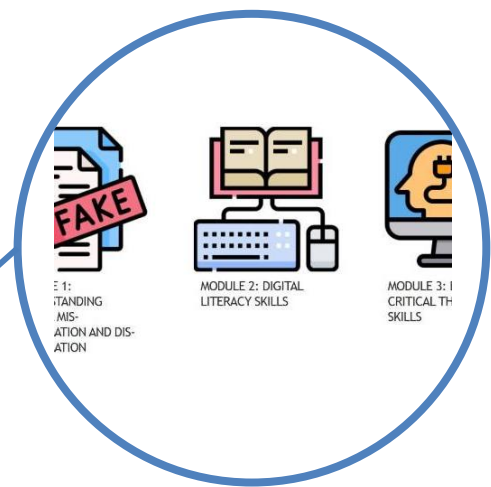
THINKSAFE

Navigate the online world safely and confidently

Our comprehensive workplace safety training programs are designed to equip students with the knowledge and skills they need to stay safe on the job. From basic first aid to advanced emergency response, our courses are tailored to meet the specific needs of educators to teach students.

COURSE IN BRIEF

PRICE	EFFORT
Free	12-15 hours (to be completed within 1 week)
FORMAT	LANGUAGES
100% online, self-paced	English, Italian, Polish, Spanish



MODULE 1: UNDERSTANDING DIGITAL MISINFORMATION AND DISINFORMATION

MODULE 2: DIGITAL LITERACY SKILLS

MODULE 3: DIGITAL CRITICAL THINKING SKILLS

Indica che il Corso è disponibile ed è gratuito. L'unico requisito per accedere è quello di effettuare il login sul sito web.

LOG OUT ENGLISH

THINKSAFE

HOME COURSES COMMUNITY PARTNERS STAY UPDATED CONTACT US

Download Certificate

Clicca sul tasto "Segui il Corso" per iniziare ad apprendere.

Current Status: NOT ENROLLED

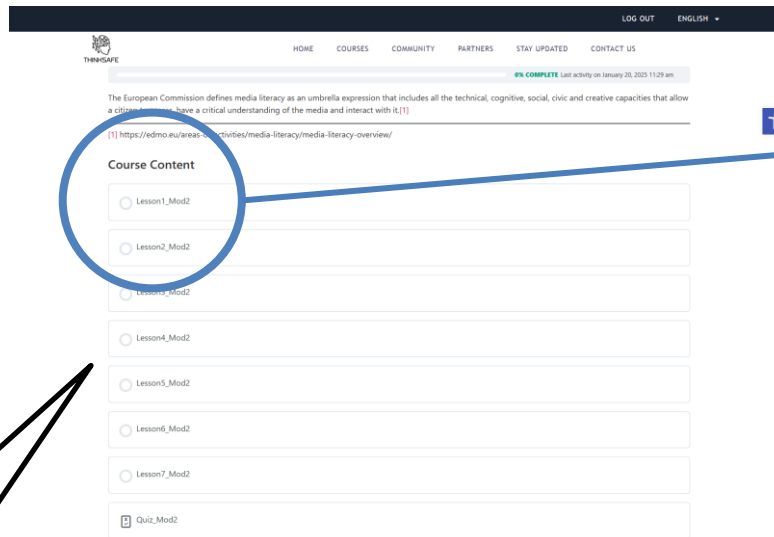
Price: Free

Get Started: Take this Course

...from falsehood can be challenging. This course delves into the critical differences between *misinformation* (information shared without harmful intent)—and *disinformation*, which is deliberately crafted to mislead for political, social, or economic gain.

This course equips you with essential tools to critically evaluate online content and contribute to a more informed and resilient digital community.

4 NAVIGARE CORSO CONTENUTO

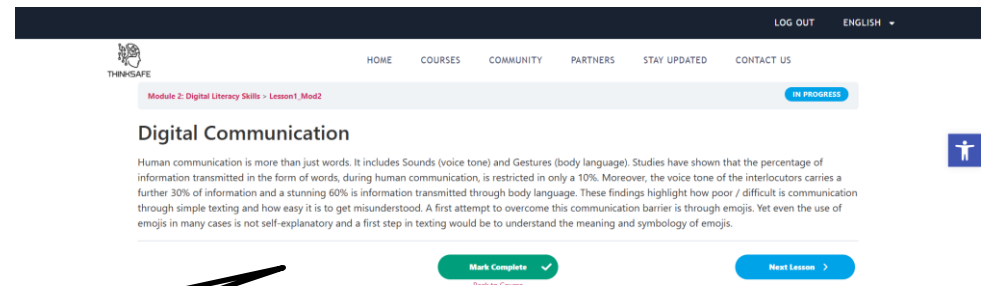


Course Content

Lesson1_Mod2

Lesson2_Mod2

Tutti I materiali inerenti al corso sono elencati di seguito. Questi includono lezioni, materiali, attività e quiz. Una spunta vi indicherà che la sezione è stata completata.



Questa sezione vi offre una panoramica del contenuto del corso, inclusi gli argomenti principali e i temi che esso tratta.

5 NAVIGARE CORSO CONTENUTO

THINKSAFE

HOME COURSES COMMUNITY PARTNERS STAY UPDATED CONTACT US

LOG OUT ENGLISH

14% COMPLETE Last activity on November 5, 2024 5:31 pm IN PROGRESS

a. What cognitive biases can distort your understanding?
b. How to minimize the effect of Cognitive Biases?
c. Anchoring
d. Availability
e. Groupthink
f. Confirmation Bias
g. Loss Aversion
h. Probabilities (Preventiveness) misconceptions

There is a massive list of around 180 Cognitive Biases (Buster Benson, 2016; 2020), but the size of this list could be attributed to several duplicate entries (Hershey H. Friedman, 2017) like renamed versions of more generic ones. Out of the huge list of cognitive biases, human judgment is primarily influenced by those that classify into one of the following two groups. The first group includes those that stem from the reliance on **judgmental** heuristics while the other includes biases that are attributable to **motivational** effects, such as wishful thinking or the distortion of judgments by payoffs and penalties (Tversky, A., & Kahneman, D., 1974 p. 1130). According to Tversky's and Kahneman's pioneering work (Tversky & Kahneman, 1974), the most common biases that stem from judgmental heuristics are **Anchoring, Availability and Representativeness** biases.

Course Content

- Lesson1_Mod3
- Lesson2_Mod3
- Lesson3_Mod3
- Lesson4_Mod3

La barra di progressione indica, con una cifra percentuale, lo stato di avanzamento del corso. Ciò aiuta l'utente a tenere traccia dei propri progressi e a constatare quanto ancora gli rimane da completare.

Indicatore dello Stato:
Mostra la percentuale di completamento e la data dell'ultima attività completata; ciò aiuta l'utente a restare informato sull'avanzamento del loro apprendimento.

14% COMPLETE Last activity on Nov

14% COMPLETE Last activity on November 5, 2024 5:31 pm

IN PROGRESS

6

NAVIGARE CORSO CONTENUTO



Module 3: Digital critical thinking skills > Lesson2_Mod3

IN PROGRESS

Availability Bias

People have a natural tendency to over-appreciate information that is immediately available at hand (i.e. the first or last information received) and to underestimate the importance/value of data that is acknowledged to exist but is not as easily remembered or accessed. The frequency or the probability of an event by the ease with which similar events/data can be brought to mind (i.e. the ease with which they can recall relevant information, the ease itself does not always reflect their actual frequency).

The ease of recalling data from our memory is greater when the relevant information is more **vivid/salient** (it is more recent or has been **repeated** many times. However, by the ease with which they can recall relevant information, the ease itself does not always reflect their actual frequency (Tversky, A., & Kahneman, D., 1974, p. 1127).

Questa funzione mostra che la lezione non è stata ancora completata.

< Previous Lesson

Mark Complete ✓

Next Lesson >

Back to Course

Module 3: Digital critical thinking skills > Lesson2_Mod3

< Previous Lesson

Mark Complete ✓

Next Lesson >

Back to Course

Questa sezione mostra il nome del corso e la specifica lezione o attività su cui si sta lavorando.

Usando la barra di navigazione ci si può spostare tra una lezione e l'altra. Una volta terminata si potrà cliccare su "Segna come completata" per procedere.



7

INIZIA QUIZ

Module 2: Digital Literacy Skills > Quiz_Mod2

Start Quiz

Module 2: Digita

Start Quiz

Al termine delle lezioni e delle attività è previsto un quiz! Clicca sul tasto "Inizia il quiz!" per dare avvio al quiz conclusivo del modulo.

What is digi

The

The

The

The

Module 2: Digital Literacy Skills > Quiz_Mod2

What is digital literacy?

The ability to use a computer for typing

The ability to find, evaluate, and communicate information online

The skill to create websites

The knowledge of social media marketing

Leggi attentamente la domanda e seleziona la risposta giusta tra le possibili alternative. Dopo aver selezionato la risposta clicca sul tasto "Prosegui" per passare alla domanda successiva.

Next

How can you protect your personal information online?

- Posting personal details on social media
- Using one password for all accounts
- Using strong, unique passwords
- Sharing your password with friends

Finish Quiz

Finish Quiz

8

RISULTATI DEL QUIZ

Il risultato del quiz verrà visualizzato in questa sezione. Ti verrà mostrato il numero di risposte esatte e il punteggio finale.

Dopo aver risposto a tutte le domande clicca sul tasto "Termina quiz" per validare tutte le risposte date e completare il quiz.

Results

0 of 10 Questions answered correctly

You have reached 0 of 50 point(s), (0%)

Se non si supera il quiz, puoi riprovarci cliccando sul tasto "Ricomincia il quiz" ripetendo gli stessi passaggi.

Restart Quiz

9

RISULTATI DEL QUIZ

Results

10 of 10 Questions answered correctly

You have reached 50 of 50 point(s), (100%)

Restart Quiz

Click Here to Continue

You have reached 50 of 50 point(s), (100%)

Restart Quiz

Click Here to Continue

Una volta superato il quiz clicca sul tasto verde per continuare. Il quiz viene superato se si ottiene un punteggio pari o superiore al 70%.

10

RISULTATI
DEL
QUIZ

Course Content

✔ Lesson1_Mod2

✔ Lesson2_Mod2

✔ Lesson3_Mod2

✔ Lesson4_Mod2

You've earned a certificate!

Download Certificate

100% COMPLETE Last activity on November 20, 2024 4:52 pm

COMPLETE

The European Commission defines media literacy as an umbrella expression that includes all the technical, cognitive, social, civic and creative capacities that allow a citizen to access, have a critical understanding of the media and interact with it.^[1]

[1] <https://edmo.eu/areas-of-activities/media-literacy/media-literacy-overview/>

Course Content

✔ Lesson1_Mod2

✔ Lesson2_Mod2

✔ Lesson3_Mod2

✔ Lesson4_Mod2

✔ Lesson5_Mod2

✔ Lesson6_Mod2

✔ Lesson7_Mod2

📄 Quiz_Mod2

Dopo aver completato il corso, il che significa che hai portato a termine tutte le lezioni, le attività e i quiz finali, potrai richiedere l'attestato finale del corso.

Download Certificate

2024 4:52 pm

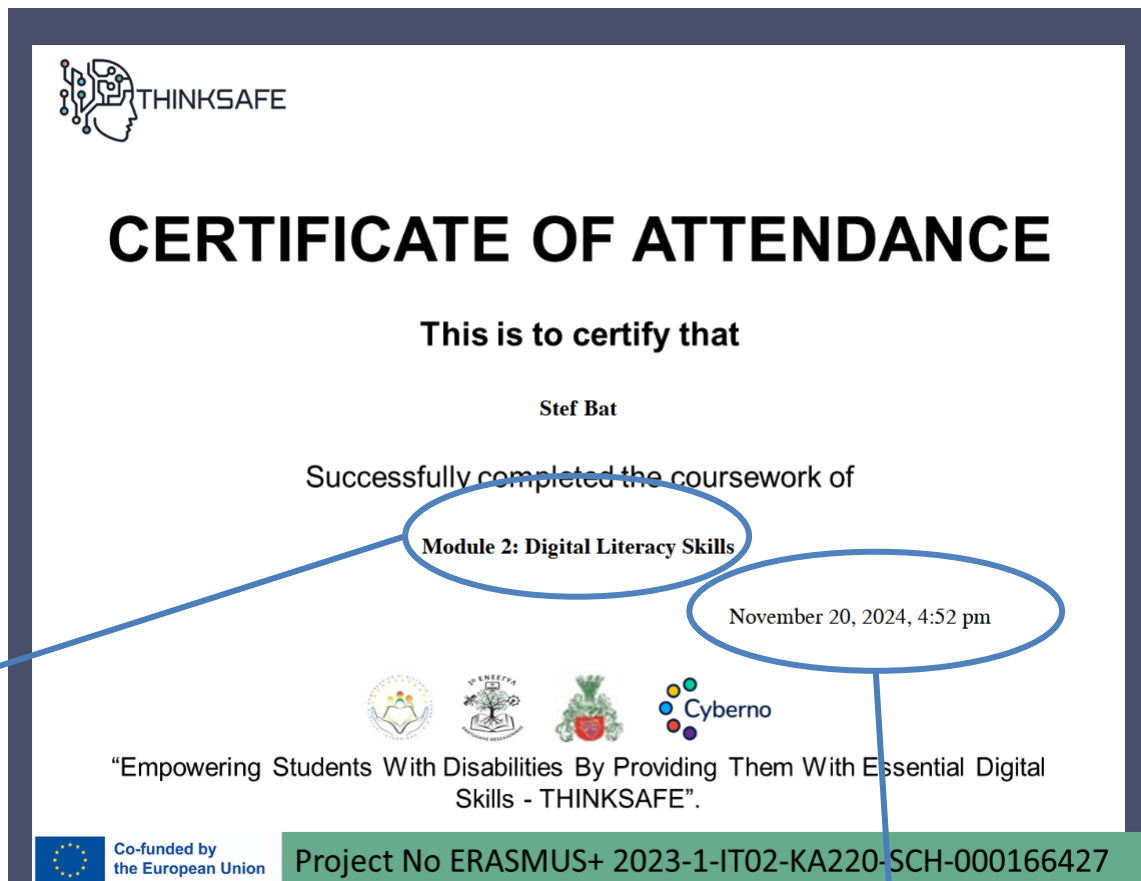
COMPLETE

11

OTTIENI CERTIFICATO

Module 2: Digital Literacy Skills

Ecco come appare un attestato.
Le informazioni principali sono:
il nome dell'utente che ha
seguito il corso, il titolo del
corso e la data di
conseguimento dell'attestato.



November 20, 2024, 4:52 pm